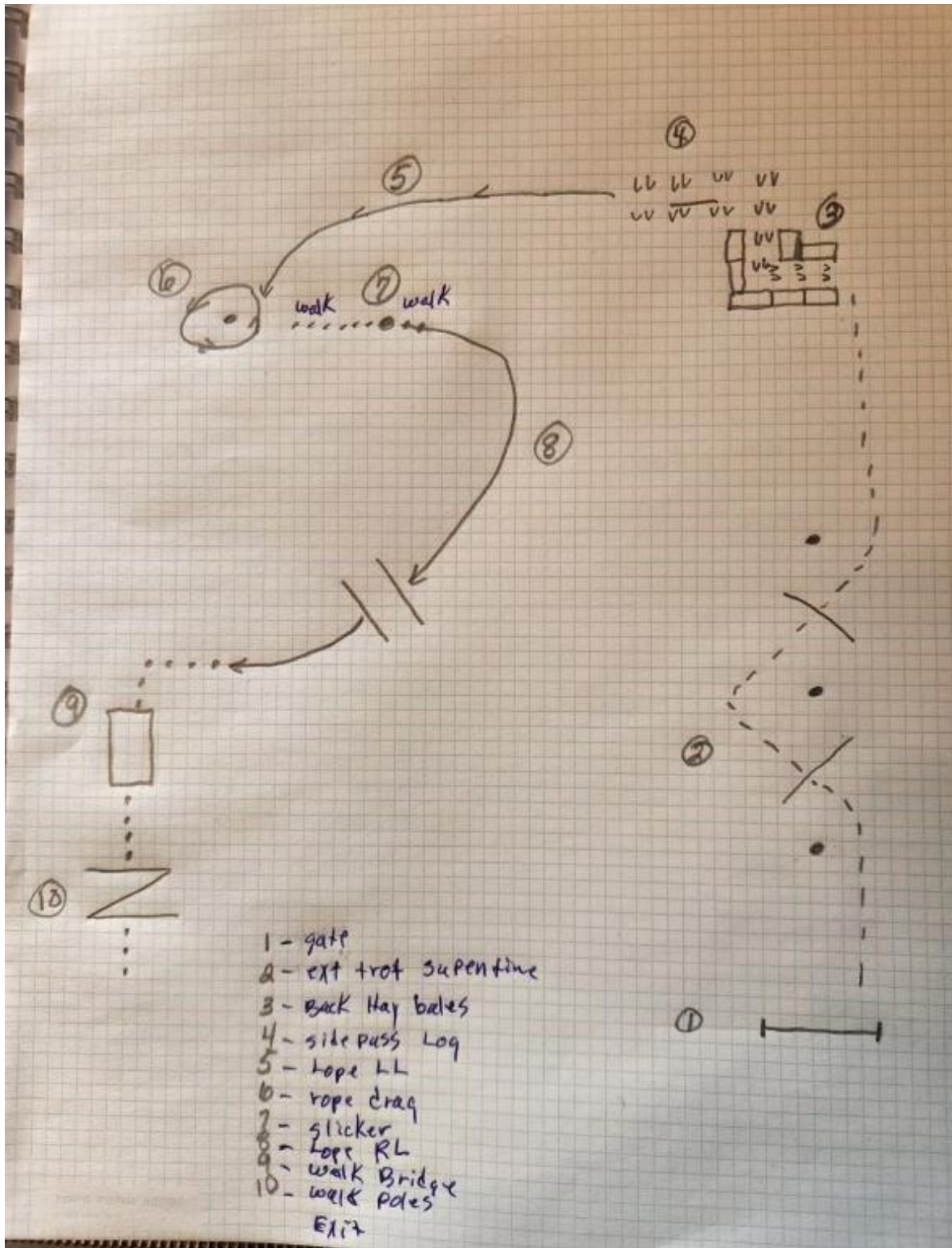


Spring Fling Pattern Book April 26th-28th

Class	Friday	Saturday	Sunday
Western Riding		Level 1 #1 Other #1	Level 1 # 4 Other # 4
Reining		Level 1 # 7 Other #7	Level #4 Other # 4
Ranch Riding	Level 1 #6 Other # 6	Level 1 #3 Other #3	



For Small Fry: They will trot where it has lope and will trot around the poll where the drag is

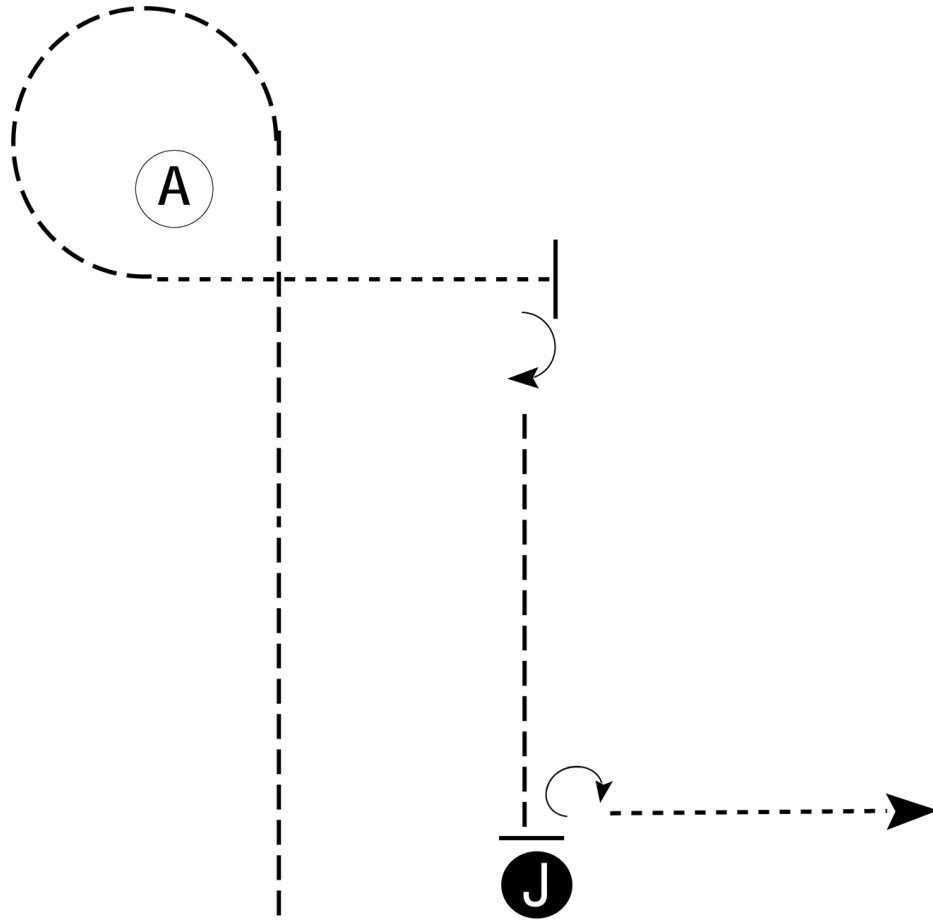
2024 Spring Fling Show

Showmanship (Small Fry)

Show Date: Friday April 26th

w w w . H o r s e S h o w P a t t e r n s . c o m

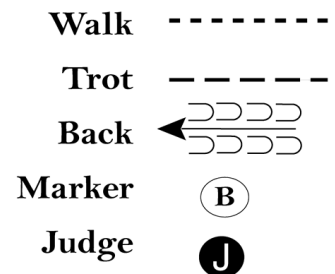
w w w . H o r s e S h o w P a t t e r n s . c o m



Be ready even with judge.

1. Trot to and around A.
2. Walk from A until even with judge.
3. Stop and perform a 90 degree turn.
4. Trot to judge.
5. Stop and set up for inspection.
6. When dismissed, perform a 270 degree turn.
7. Walk straight away from judge.

Follow the instructions of your ring steward.



[S/1-76]

Pattern Provided by:

Judges

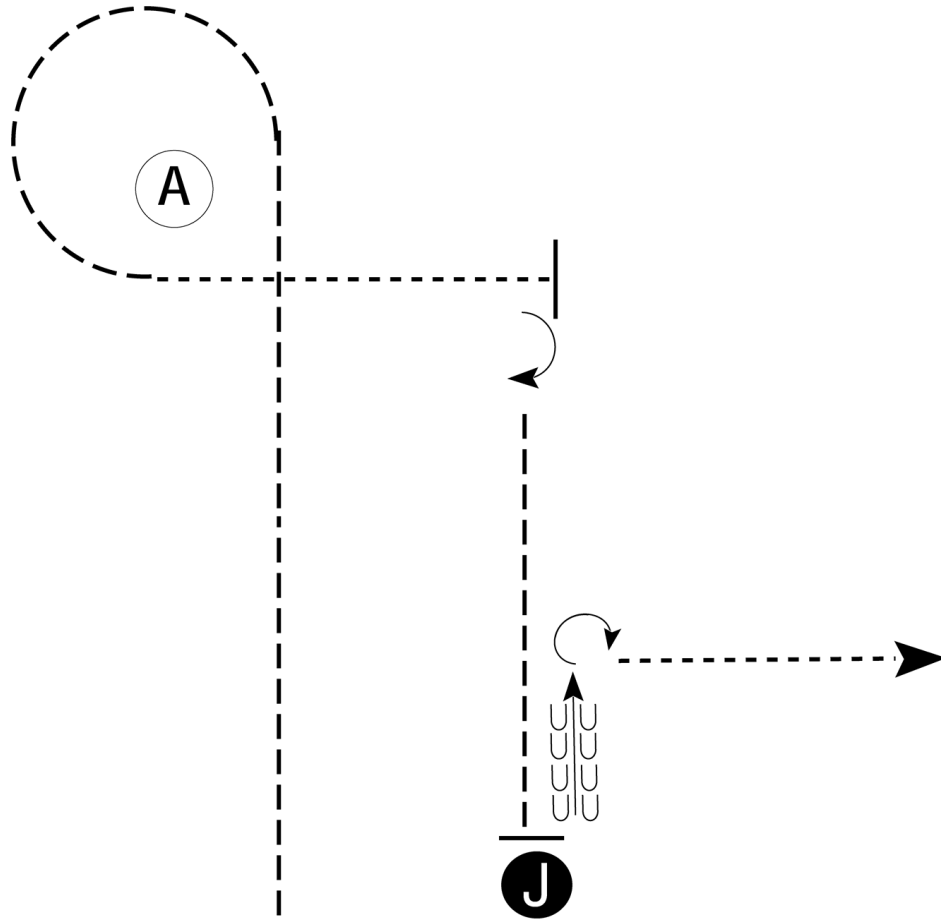
2024 Spring Fling Show

Showmanship (L1 Amateur/ L1 Youth)

Show Date: Friday April 26th

w w w . H o r s e S h o w P a t t e r n s . c o m

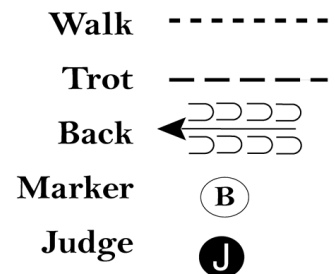
w w w . H o r s e S h o w P a t t e r n s . c o m



Be ready even with judge.

1. Trot to and around A.
2. Walk from A until even with judge.
3. Stop and perform a 90 degree turn.
4. Trot to judge.
5. Stop and set up for inspection.
6. When dismissed, back approximately 2 horse lengths.
7. Perform a 270 degree turn.
8. Walk straight away from judge.

Follow the instructions of your ring steward.



[S/2-76]

Pattern Provided by:
Judges

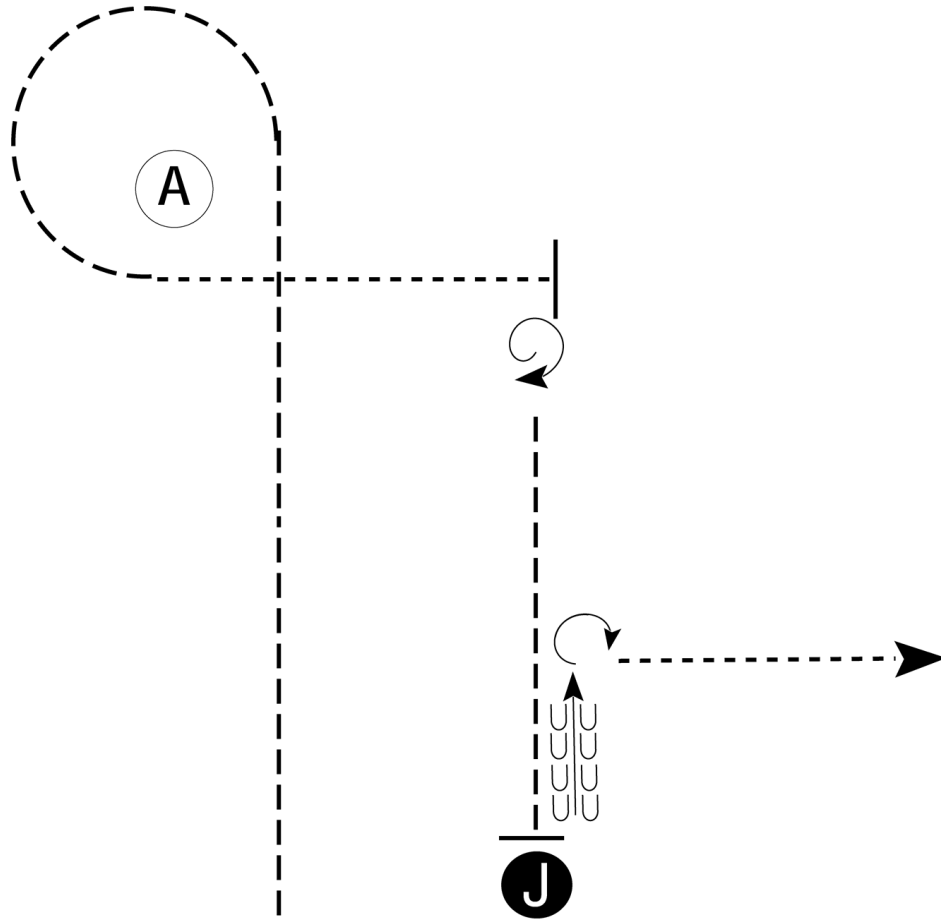
2024 Spring Fling Show

Showmanship (Amateur/Select/ Youth)

Show Date: Friday April 26th

w w w . H o r s e S h o w P a t t e r n s . c o m

w w w . H o r s e S h o w P a t t e r n s . c o m



Be ready even with judge.

1. Trot to and around A.
2. Walk from A until even with judge.
3. Stop and perform a 450 degree turn.
4. Trot to judge.
5. Stop and set up for inspection.
6. When dismissed, back approximately 2 horse lengths.
7. Perform a 270 degree turn.
8. Walk straight away from judge.

Follow the instructions of your ring steward.

- Walk -----
- Trot - - - - -
- Back ← — — — — —
- Marker ○ B
- Judge ○ J

[S/3-76]

Pattern Provided by:
Judges

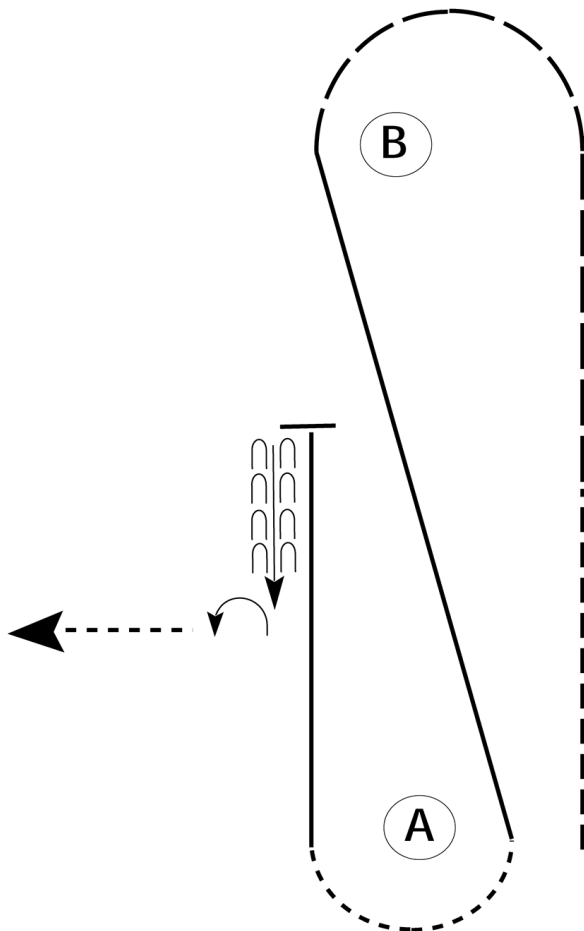
2024 Spring Fling Show

Western Horsemanship (L1 Amateur/Youth)

Show Date: Saturday April 27th

w w w . H o r s e S h o w P a t t e r n s . c o m

w w w . H o r s e S h o w P a t t e r n s . c o m



Be ready at A.

1. Jog halfway to B.
2. Extend the jog to and around B.
3. Lope on the left lead diagonally back to A.
4. Walk around A.
5. Lope on the right lead halfway to B.
6. Stop and back approximately two horse lengths.
7. Perform a 1/4 turn to the left.
8. Walk straight away.

Follow the instructions of your ring steward.

Walk	-----
Jog	- - - - -
Extended Jog	- - - - -
Lope	
Lead Change	↗ ↘
Back	← ← ← ← ←
Marker	ⓑ

[WH/2-86]

Pattern Provided by:

Judges

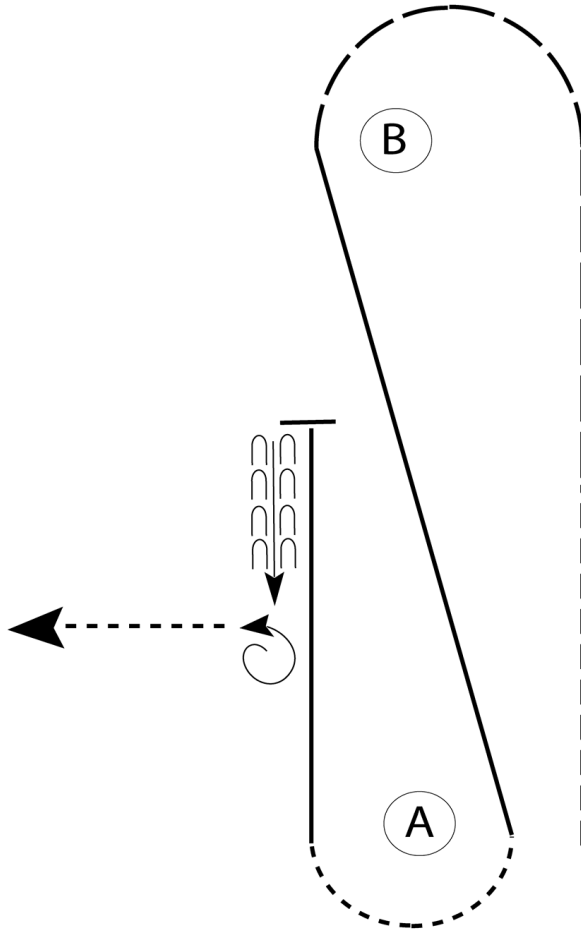
2024 Spring Fling Show

Western Horsemanship (Select/Amateur/Youth)

Show Date: Saturday April 27th

w w w . H o r s e S h o w P a t t e r n s . c o m

w w w . H o r s e S h o w P a t t e r n s . c o m



Be ready at A.

1. Jog halfway to B.
2. Extend the jog to and around B.
3. Lope on the left lead diagonally back to A.
4. Walk around A.
5. Lope on the right lead halfway to B.
6. Stop and back approximately two horse lengths.
7. Perform a 1 1/4 turn to the left.
8. Walk straight away.

Follow the instructions of your ring steward.

Walk	-----
Jog	- - - - -
Extended Jog	— — — —
Lope	
Lead Change	
Back	
Marker	(B)

[WH/3-86]

Pattern Provided by:

Judges

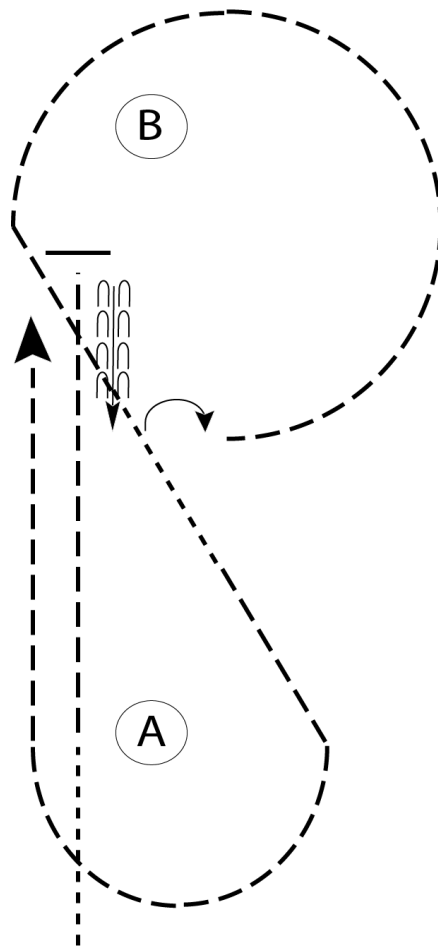
2024 Spring Fling Show

Western Horsemanship (W/T Small Fry/ L1 Youth/Amateur)

Show Date: Saturday April 27th

www.HorseShowPatterns.com

www.HorseShowPatterns.com



Be ready before A.

1. Walk to A.
2. Jog $\frac{2}{3}$ of the way to B.
3. Stop and back to center of pattern.
4. Turn $\frac{1}{4}$ turn right.
5. Jog to and around B and toward center of pattern.
6. Break to a walk through middle of pattern.
7. Jog around A and to exit as shown.

Follow the instructions of your ring steward.

Walk
Jog	-----
Extended Jog	- - - - -
Lope	—————
Lead Change	———/———
Back	←——— ——— ———
Marker	ⓑ

[WH/WT-99]

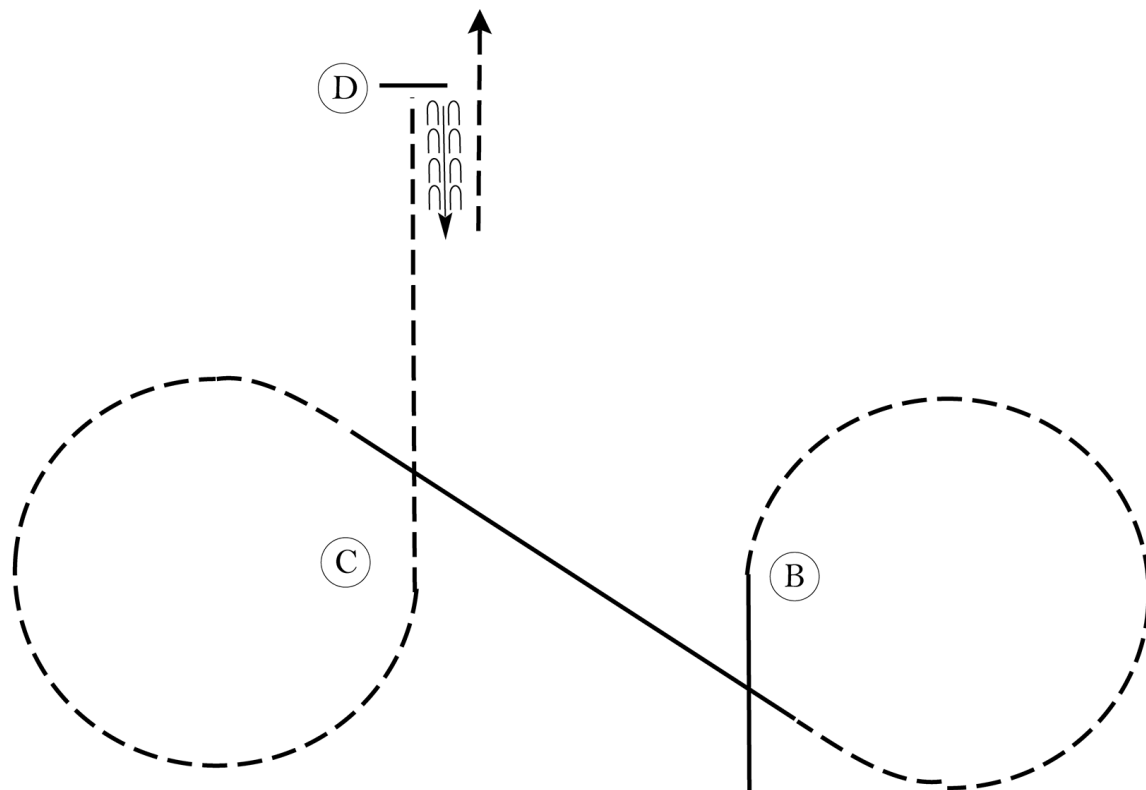
Pattern Provided by:

Judges

2024 Spring Fling Show

Hunt Seat Equitation (L1 Amateur/ L1 Youth)

Show Date: Saturday April 27th



Be ready before A.

1. Walk to A.
2. Canter on the right lead to B.
3. Posting trot a circle to the right on the left diagonal.
4. When even with B, canter on the left lead to C.
5. At C, posting trot a circle to the left on the right diagonal.
6. Sitting trot from C to D.
7. Stop at D and back approximately one horse length.

Exit at a sitting trot.

Follow the instructions of your ring steward.

Walk
Trot	-----
Extended Trot	-----
Canter	—————
Leg Yield	
Lead Change	—/—
Back	←←←←
Marker	(B)
Sidepass	←---→
Hand Gallop	-----

[HSE/2-41]

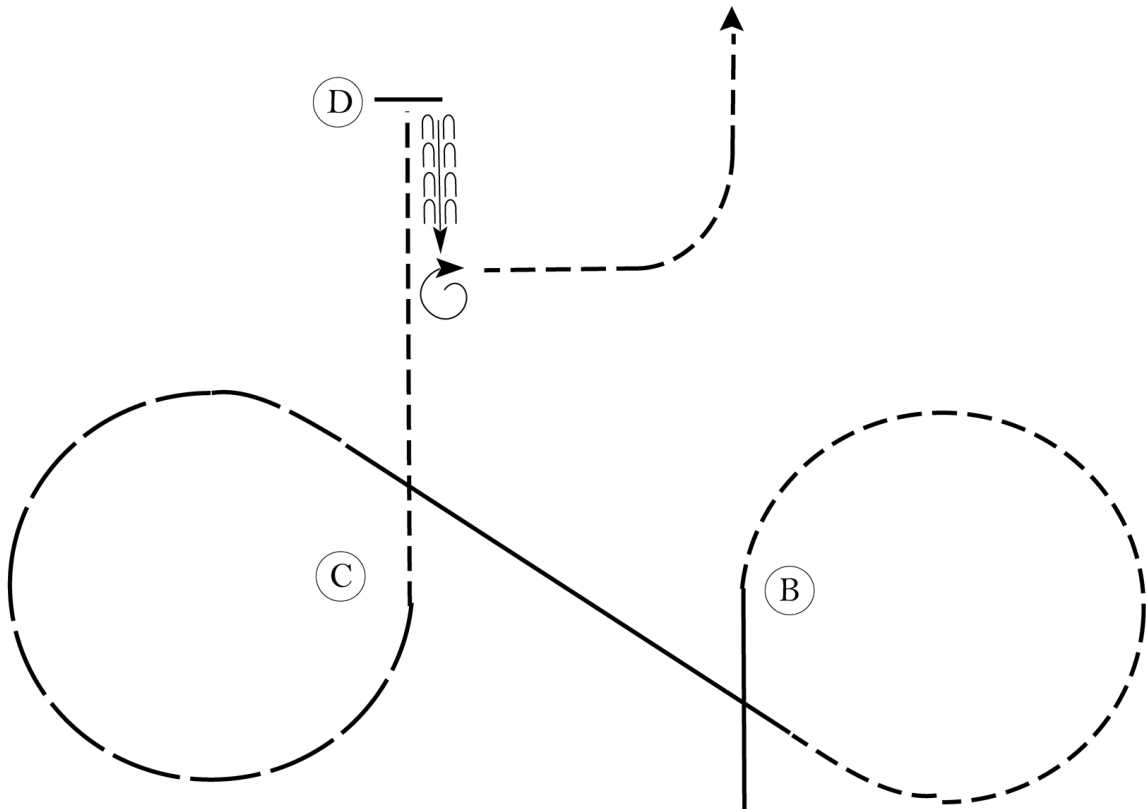
Pattern Provided by:

Judges

2024 Spring Fling Show

Hunt Seat Equitation (Youth/Amateur/Select)

Show Date: Saturday April 27th



Be ready before A.

1. Walk to A.
2. Canter on the right lead to B.
3. Posting trot a circle to the right.
4. When even with B, canter on the left lead to C.
5. At C, hand gallop a circle to the left.
6. Trot on the right diagonal from C to D.
7. Stop at D and back approximately one horse length.
8. Perform a 1 1/4 turn to the right on the forehand.

Exit at a sitting trot.

Follow the instructions of your ring steward.

Walk	-----
Trot	- - - - -
Extended Trot	-----
Canter	-----
Leg Yield	
Lead Change	↙ ↘
Back	← ← ← ← ←
Marker	(B)
Sidepass	← - - - - →
Hand Gallop	-----

[HSE/3-41]

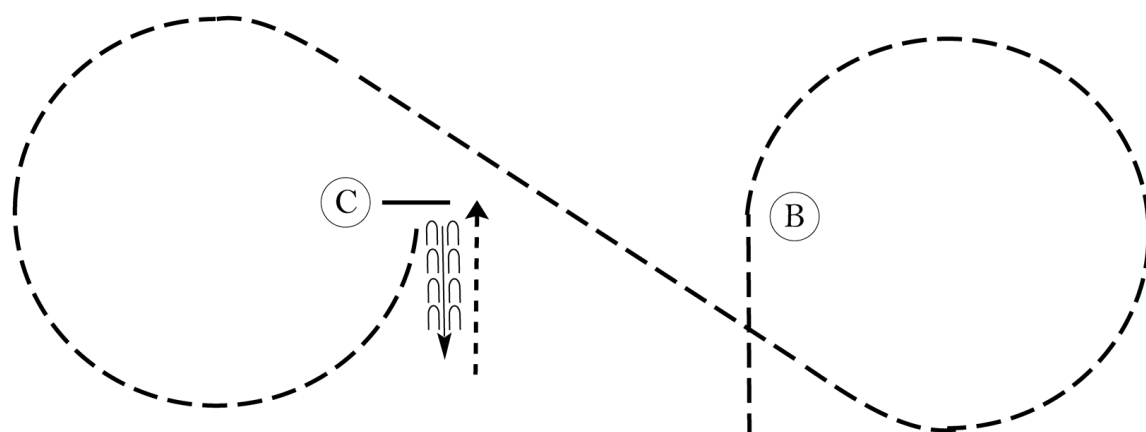
Pattern Provided by:

Judges

2024 Spring Fling Show

Hunt Seat Equitation (Small Fry)

Show Date: Saturday April 27th



Be ready before A.

1. Walk to A.
2. Sitting trot to B.
3. At B, trot a circle to the right on the left diagonal.
4. When halfway to C, change diagonals.
5. Posting trot on the right diagonal to and around C.
6. Stop at C and back approximately one horse length.

Exit at a walk.

Follow the instructions of your ring steward.

Walk	-----
Trot	- - - - -
Extended Trot	— — — — —
Canter	— — — — —
Leg Yield	
Lead Change	— / —
Back	← ← ← ← ←
Marker	⊙
Sidepass	← — — — — →
Hand Gallop	— — — — —

[HSE/WT-41]

Pattern Provided by:

Judges

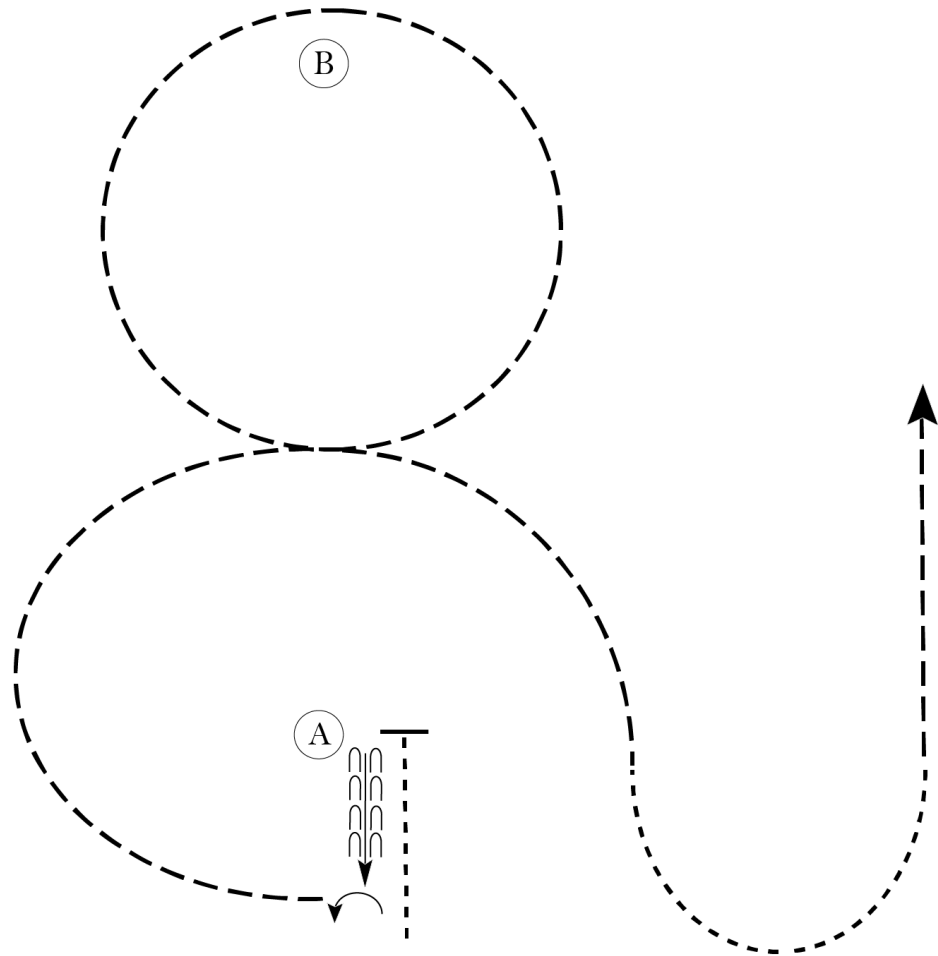
Spring Fling Show

Hunt Seat Equitation (Small Fry & Walk Trot)

Show Date: Sunday April 28th

www.HorseShowPatterns.com

www.HorseShowPatterns.com



Be ready before A.

1. Walk to A. Back approximately one horse length the perform a 1/4 turn on the forehand left.
2. Posting trot on the left diagonal to center
3. Change diagonals and trot a circle around B.
4. Sitting trot in center and trot until even with A.
5. Walk a half circle.
6. Posting trot on the right diagonal to exit.

Follow the instructions of your ring steward.

Walk	-----
Trot	- - - - -
Extended Trot	-----
Canter	-----
Leg Yield	
Lead Change	---/---
Back	←←←←←
Marker	⊙
Sidepass	←-----→
Hand Gallop	-----

[HSE/WT-72]

Pattern Provided by:

Judges

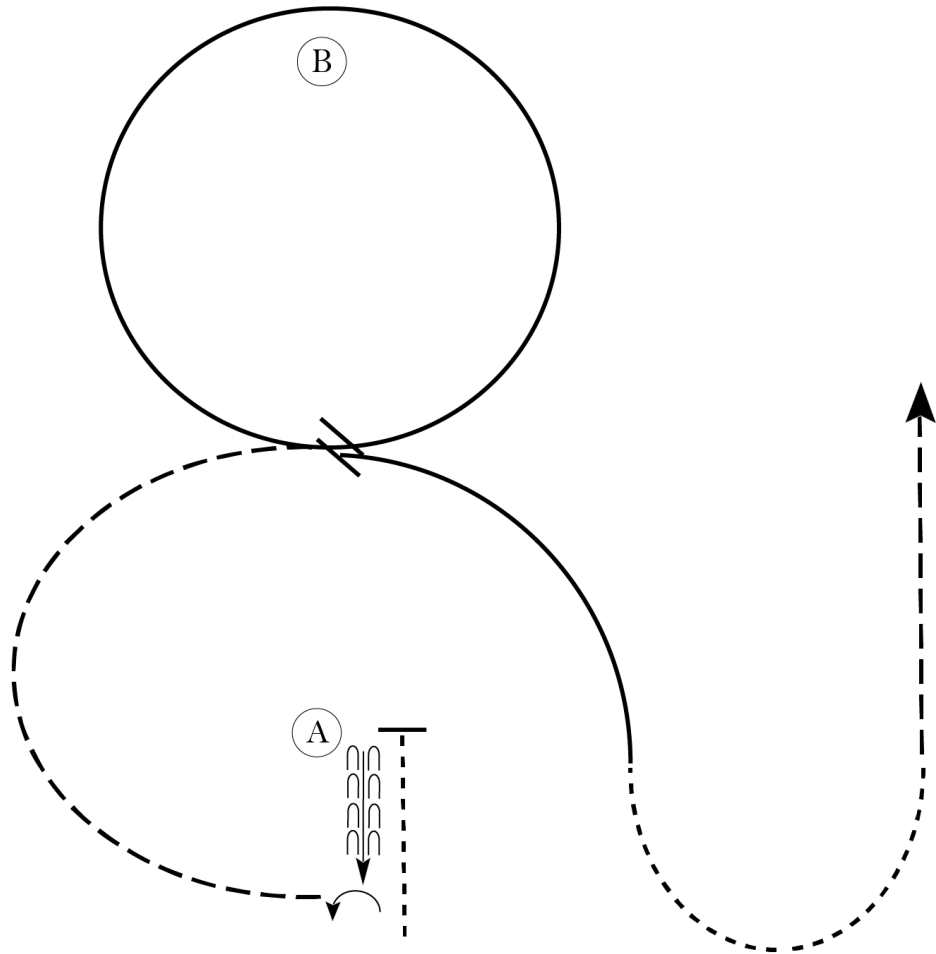
Spring Fling Show

Hunt Seat Equitation (Youth, Amateur, & Select)

Show Date: Sunday April 28th

www.HorseShowPatterns.com

www.HorseShowPatterns.com



Be ready before A.

1. Walk to A. Back approximately one horse length the perform a 1/4 turn on the forehand left.
2. Posting trot on the left diagonal to center
3. Canter a circle around B on the left lead.
4. Change leads in the center and center on the right lead until even with A.
5. Walk a half circle.
6. Posting trot on the right diagonal to exit.

Follow the instructions of your ring steward.

Walk	-----
Trot	- - - - -
Extended Trot	=====
Canter	—————
Leg Yield	
Lead Change	↘ ↙
Back	← ← ← ← ←
Marker	⊙
Sidepass	← - - - - →
Hand Gallop	—————

[HSE/2-72]

Pattern Provided by:

Judges

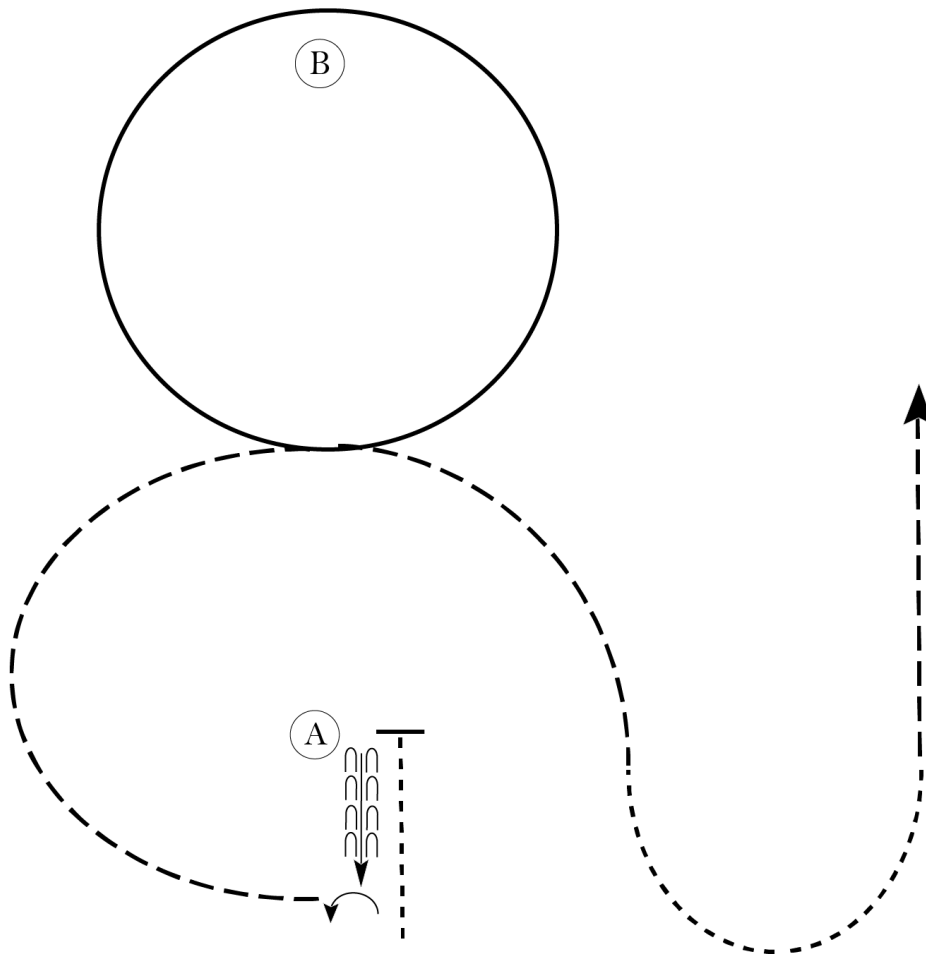
Spring Fling Show

Hunt Seat Equitation (Level 1 Youth & Amateur)

Show Date: Sunday, April 28th

w w w . H o r s e S h o w P a t t e r n s . c o m

w w w . H o r s e S h o w P a t t e r n s . c o m



Be ready before A.

1. Walk to A. Back approximately one horse length the perform a 1/4 turn on the forehand left.
2. Posting trot on the left diagonal to center
3. Canter a circle around B on the left lead.
4. Break to a sitting trot in center and trot until even with A.
5. Walk a half circle.
6. Posting trot on the right diagonal to exit.

Follow the instructions of your ring steward.

Walk	-----
Trot	- - - - -
Extended Trot	-----
Canter	-----
Leg Yield	
Lead Change	↘
Back	←←←←←
Marker	⊙
Sidepass	←-----→
Hand Gallop	-----

[HSE/1-72]

Pattern Provided by:

Judges

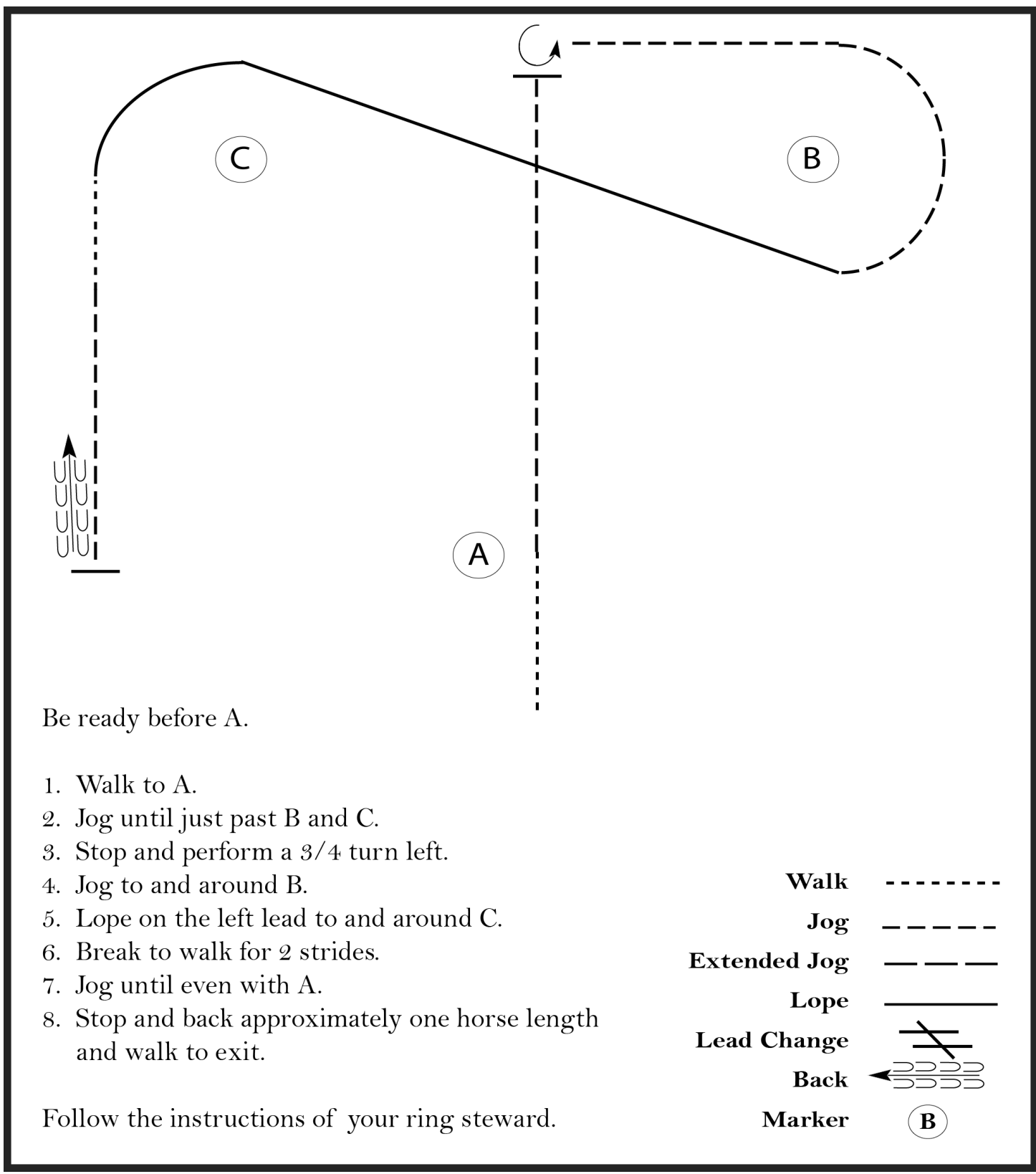
Spring Fling Show

Western Horsemanship (Level 1 Youth)

Show Date: Sunday April 28th

www.HorseShowPatterns.com

www.HorseShowPatterns.com



Be ready before A.

1. Walk to A.
2. Jog until just past B and C.
3. Stop and perform a 3/4 turn left.
4. Jog to and around B.
5. Lope on the left lead to and around C.
6. Break to walk for 2 strides.
7. Jog until even with A.
8. Stop and back approximately one horse length and walk to exit.

Follow the instructions of your ring steward.

Walk	-----
Jog	- - - - -
Extended Jog	— — — —
Lope	
Lead Change	
Back	
Marker	(B)

[WH/1-91]

Pattern Provided by:

Judges

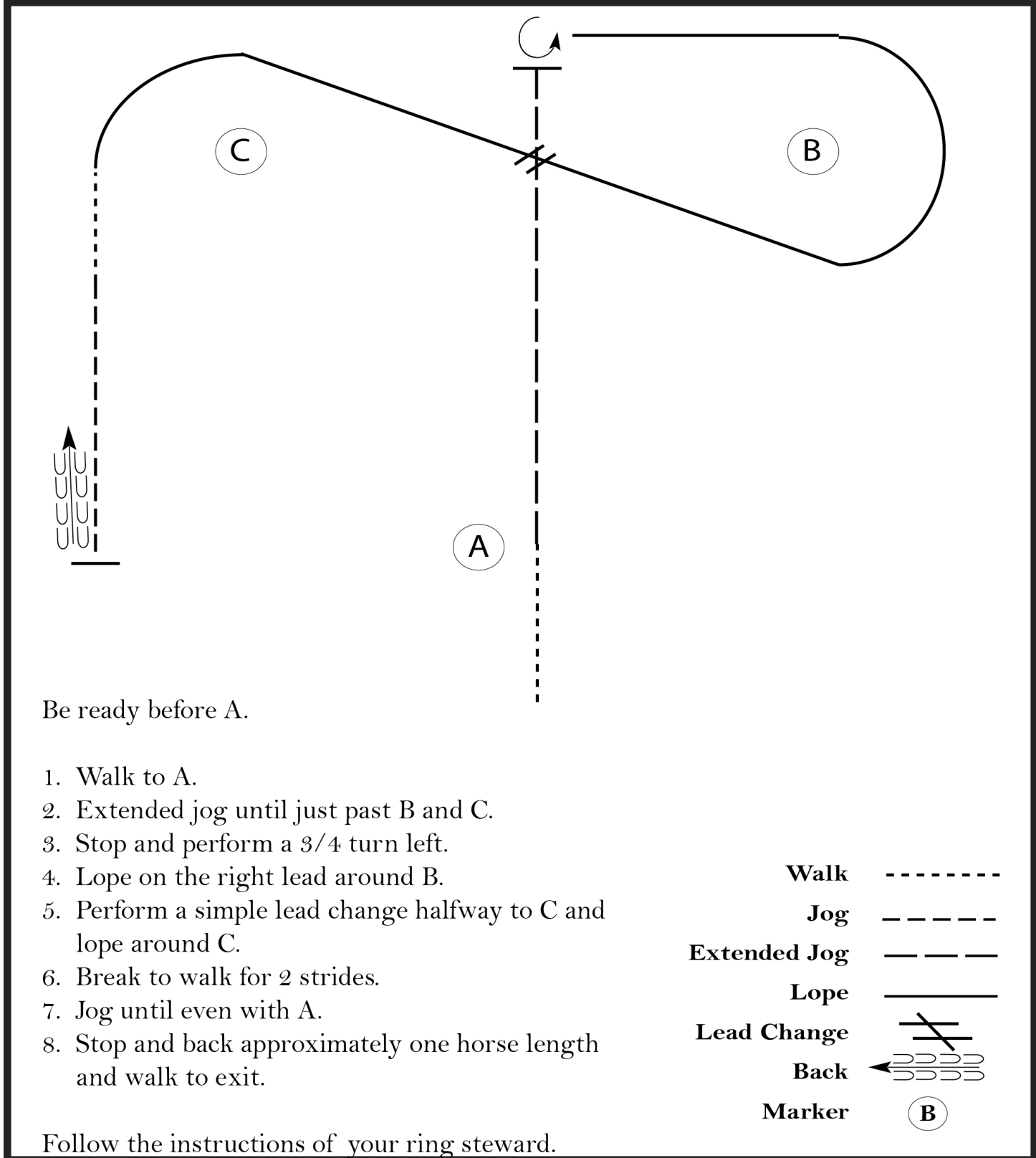
Spring Fling Show

Western Horsemanship (Youth, Amateur & Select)

Show Date: Sunday, April 28th

W W W . H O R S E S H O W P A T T E R N S . C O M

W W W . H O R S E S H O W P A T T E R N S . C O M



Be ready before A.

1. Walk to A.
2. Extended jog until just past B and C.
3. Stop and perform a 3/4 turn left.
4. Lope on the right lead around B.
5. Perform a simple lead change halfway to C and lope around C.
6. Break to walk for 2 strides.
7. Jog until even with A.
8. Stop and back approximately one horse length and walk to exit.

- Walk -----
- Jog - - - - -
- Extended Jog - - - - -
- Lope | | | | |
- Lead Change X
- Back ← ← ← ← ←
- Marker (B)

Follow the instructions of your ring steward.

[WH/2-91]

Pattern Provided by:

Judges

