


Amateur Show

Pattern Book

April 5th-7th

Class	Friday	Saturday	Sunday
Western Riding		Level 1 #9 Other #9	Level 1 #8 Other #8
Reining		Pattern #5	Pattern #8
Ranch Riding	Pattern #1	Pattern #5	

Ranch Trail

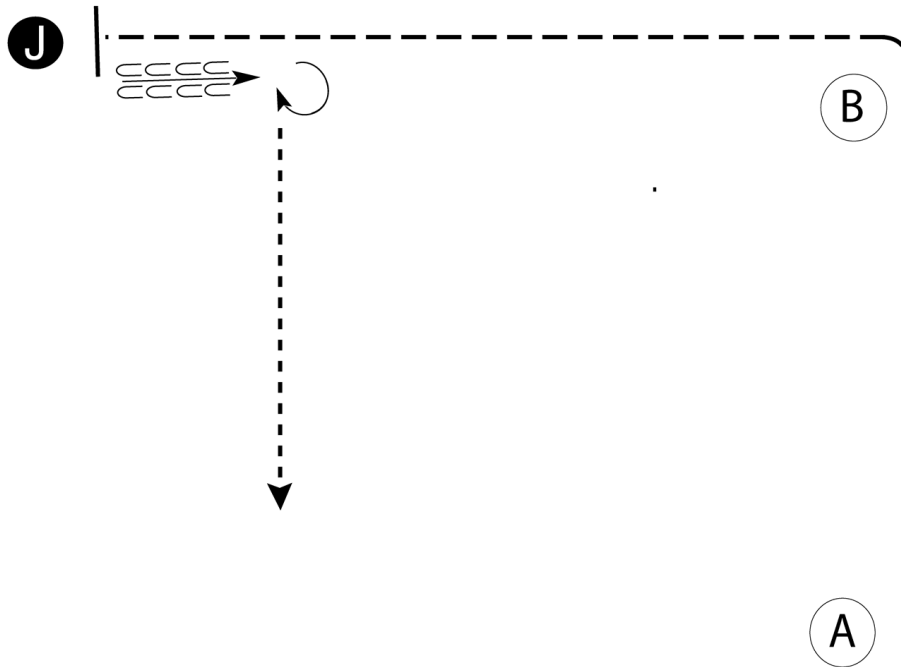


- 1 Start at Gate Righthanded push gate.
- 2 sidepass pole left
- 3 Extended trot Serpentine to Core
- 4 stop rollback Right. Right lead over 2 poles.
- 5 Walk into box sidepass right. Back L.
- 6 Trot over the 3 poles to the Drag.
- 7 Drag the Drag Youth Do not Drag. Pick up the rope + trot circle place rope back on the stand.
- 8 Walk over 2 poles and bridge.

NQHA 2024 Amateur Show

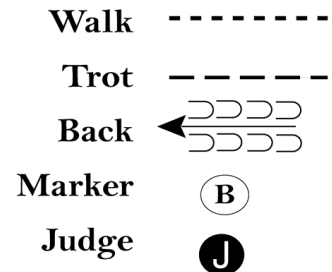
Showmanship (Level 1 Youth and Amateur)

Show Date: Friday April 5th



Be ready at A.

1. Walk to B.
2. Trot around B and to judge.
3. Stop and set up for inspection.
4. When dismissed, back one horse length.
5. Turn 270 degrees and walk straight off.



[S/1-23]

Pattern Provided by:

Libby Michaud

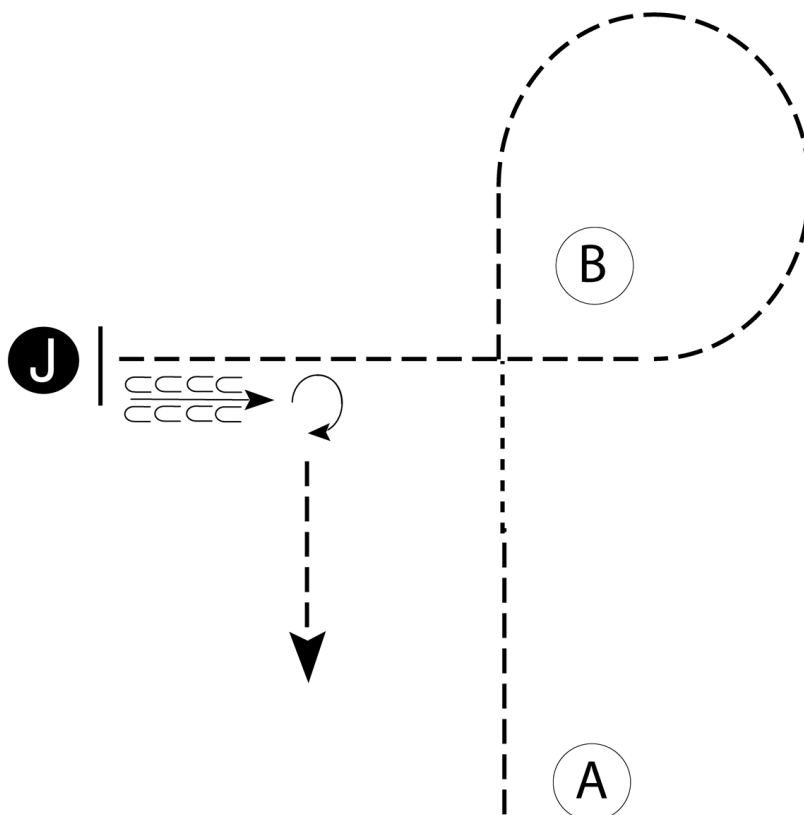
NQHA 2024 Amateur Show

Showmanship (All Youth, Amateur and Select)

Show Date: Friday April 5th

w w w . H o r s e S h o w P a t t e r n s . c o m

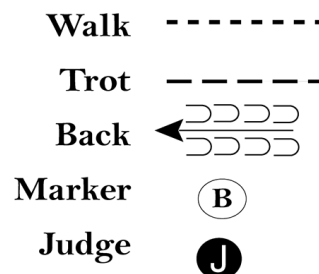
w w w . H o r s e S h o w P a t t e r n s . c o m



Be ready at A.

1. Trot halfway to B.
2. Walk two horse lengths.
3. Trot to and around B as shown.
4. Trot to the judge. Stop and set up for inspection.
5. When dismissed, back approximately 2 horse lengths.
6. Perform a 270 degree turn and trot straight away.

Follow the instructions of your ring steward.



[S/1-78]

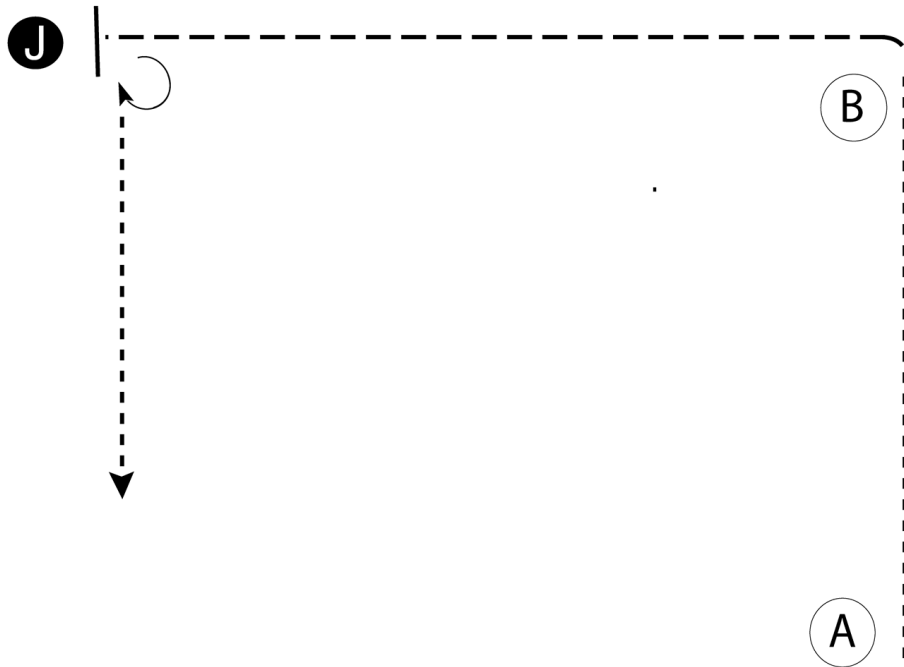
Pattern Provided by:

Libby Michaud

NQHA 2024 Amateur Show

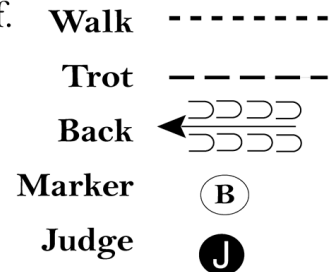
Showmanship (Small Fry)

Show Date: Friday April 5th



Be ready at A.

1. Walk to B.
2. Trot around B and to judge.
3. Stop and set up for inspection.
4. When dismissed, turn 270 degrees and walk straight off.



[S/WT-23]

Pattern Provided by:

Libby Michaud

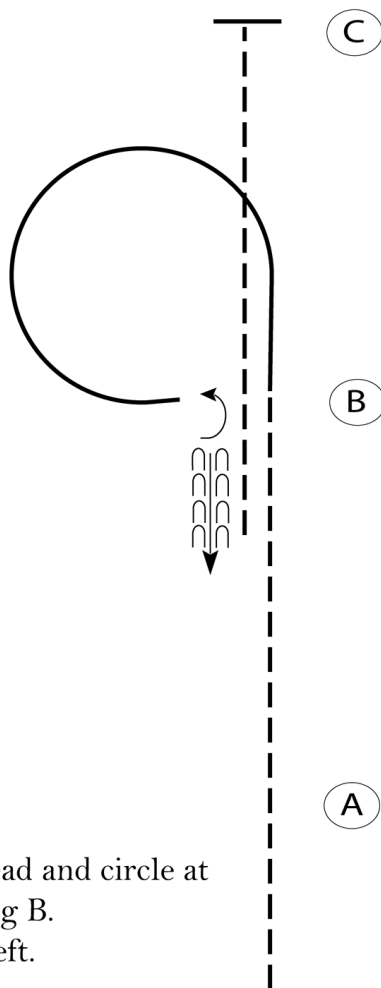
NQHA 2024 Amateur Show

Western Horsemanship (Level 1 Youth and Amateur)

Show Date: Saturday, April 6th

w w w . H o r s e S h o w P a t t e r n s . c o m

w w w . H o r s e S h o w P a t t e r n s . c o m



Begin before A at a jog.

1. Jog from A to B.
2. At B, lope on the left lead and circle at B as shown. Stop facing B.
3. Turn 1/4 turn to the left.
4. Back one horse length.
5. Jog to C. Stop at C.

Follow the instructions of your ring steward.

Walk	-----
Jog	- - - - -
Extended Jog	- - - - -
Lope	—————
Leg Yield	
Lead Change	— / —
Back	← ← ← ← ←
Marker	Ⓚ
Sidepass	← — — — — →

[WH/1-17]

Pattern Provided by:

Libby Michaud

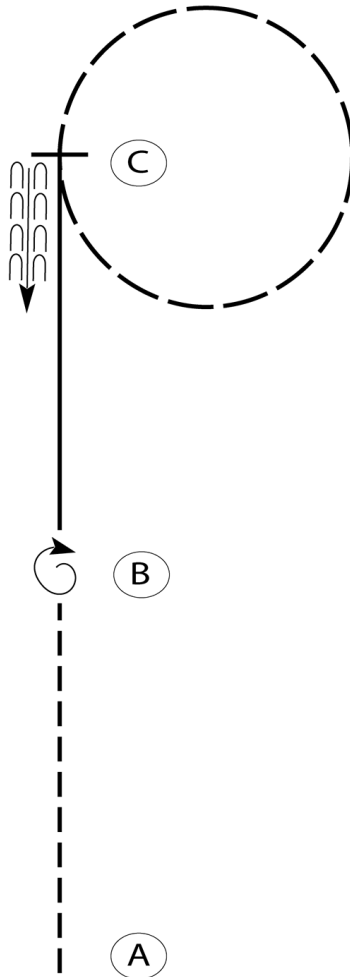
NQHA 2024 Amateur Show

Western Horsemanship (All Youth, Amateur and Select)

Show Date: Saturday, April 6th

www.HorseShowPatterns.com

www.HorseShowPatterns.com



Be ready at A.

1. Jog from A to B.
2. Stop at B and perform a 360 degree turn to the right.
3. Lope on the right lead to C.
4. Even with C, break to an extended jog and circle to the right.
5. Stop at C and back one horse length

Retire to the rail or line up at a jog.

Walk	-----
Jog	- - - - -
Extended Jog	- - - - -
Lope	—————
Leg Yield	
Lead Change	— / —
Back	← ← ← ← ← — — — — —
Marker	Ⓟ
Sidepass	← — — — — →

[WH/2-20]

Pattern Provided by:

Libby Michaud

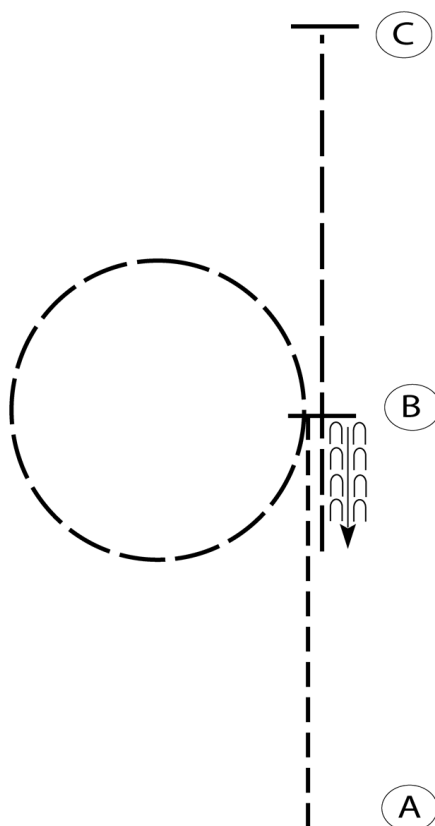
NQHA 2024 Amateur Show

Western Horsemanship (Small Fry/Walk Trot)

Show Date: Saturday, April 6th

w w w . H o r s e S h o w P a t t e r n s . c o m

w w w . H o r s e S h o w P a t t e r n s . c o m



Be ready at A.

1. Jog from A to B.
2. Extend the jog in a circle to the left.
3. Stop at B.
4. Back one horse length at B.
5. Jog to C.
6. Stop at C.

Follow the instructions of your ring steward.

Walk	-----
Jog	- - - - -
Extended Jog	- - - - -
Lope	—————
Leg Yield	
Lead Change	— / —
Back	← ← ← ← ←
Marker	Ⓟ
Sidepass	← — — — — →

[WH/WT-18]

Pattern Provided by:

Libby Michaud

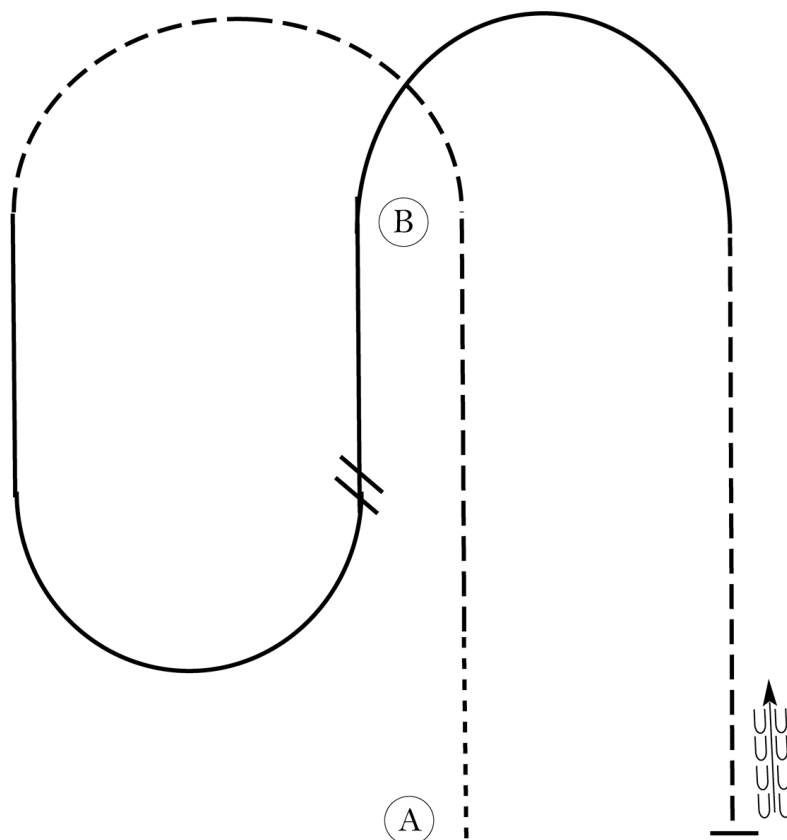
NQHA 2024 Amateur Show

Hunt Seat Equitation (All Youth, Amateur and Select)

Show Date: Saturday, April 6th

w w w . H o r s e S h o w P a t t e r n s . c o m

w w w . H o r s e S h o w P a t t e r n s . c o m



Be ready at A.

1. Walk two horse lengths from A.
2. Sitting trot to B.
3. Posting trot a half circle on the right diagonal until even with B.
4. Canter a straight line and then a half circle on the left lead until halfway between A and B.
5. Perform a simple lead change.
6. Canter on the right lead to B and then in a half circle until even with B.
7. Posting trot on the left diagonal until even with A.
8. Stop and back approximately one horse length.

Follow the instructions of your ring steward.

Walk	-----
Trot	- - - - -
Extended Trot	— — — —
Canter	—————
Leg Yield	
Lead Change	///
Back	←←←←←
Marker	(B)
Sidepass	←- - - -→
Hand Gallop	—————

[HSE/1-58]

Pattern Provided by:

Libby Michaud

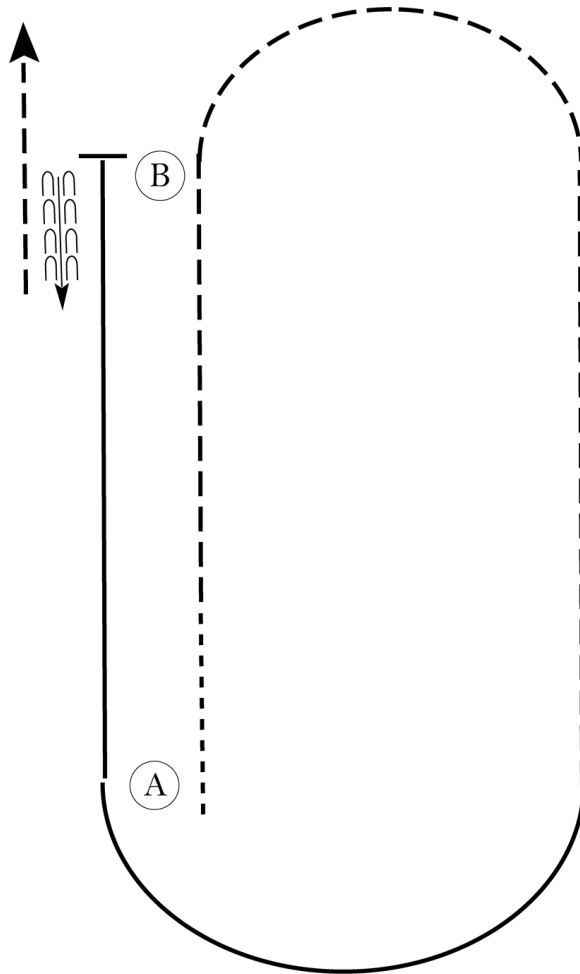
NQHA 2024 Amateur Show

Hunt Seat Equitation (Level 1 Youth and Amateur)

Show Date: Saturday, April 6th

w w w . H o r s e S h o w P a t t e r n s . c o m

w w w . H o r s e S h o w P a t t e r n s . c o m



Be ready at A.

1. Walk approximately 2 horse lengths.
2. Posting trot on the left diagonal to B and in a half circle until even with B.
3. Change diagonals and trot until even with A.
4. Canter on the right lead in a half circle and until even with B.
5. Halt and back approximately one horse length.
6. Exit pattern at a sitting trot.

Follow the instructions of your ring steward.

Walk	-----
Trot	- - - - -
Extended Trot	—————
Canter	—————
Leg Yield	
Lead Change	—/—
Back	←←←←←
Marker	⊙
Sidepass	←—→
Hand Gallop	—————

[HSE/1-56]

Pattern Provided by:

Libby Michaud

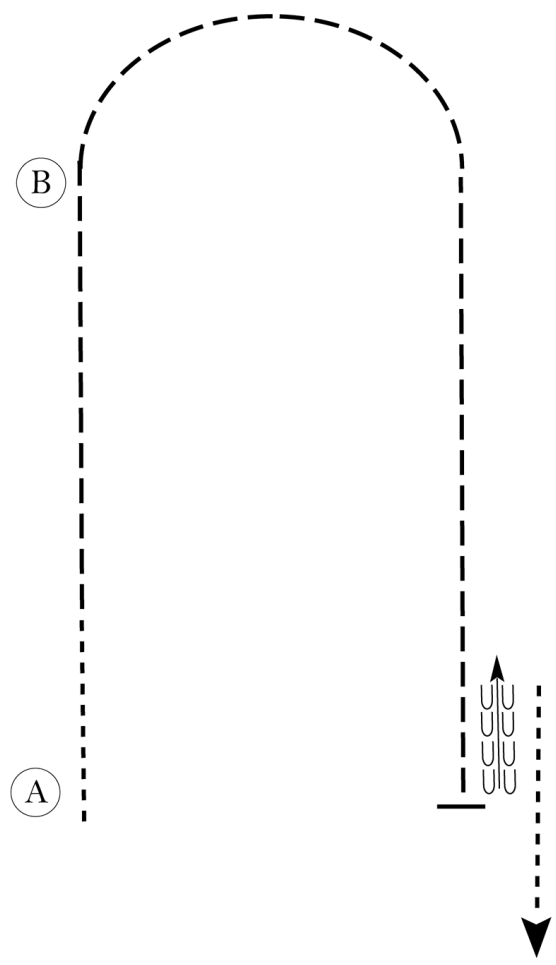
NQHA 2024 Amateur Show

Hunt Seat Equitation (Small Fry)

Show Date: Saturday, April 6th

w w w . H o r s e S h o w P a t t e r n s . c o m

w w w . H o r s e S h o w P a t t e r n s . c o m



Be ready at A.

1. Walk approximately 2 horse lengths.
2. Posting trot on the left diagonal to B.
3. Sitting trot in a half circle until even with B.
4. Posting trot on the right diagonal until even with A.
5. Halt and back approximately one horse length.
6. Exit pattern at a walk.

Follow the instructions of your ring steward.

Walk	-----
Trot	- - - - -
Extended Trot	—————
Canter	—————
Leg Yield	
Lead Change	—/—
Back	←←←←←
Marker	Ⓚ
Sidepass	←- - - ->
Hand Gallop	—————

[HSE/WT-56]

Pattern Provided by:

Libby Michaud

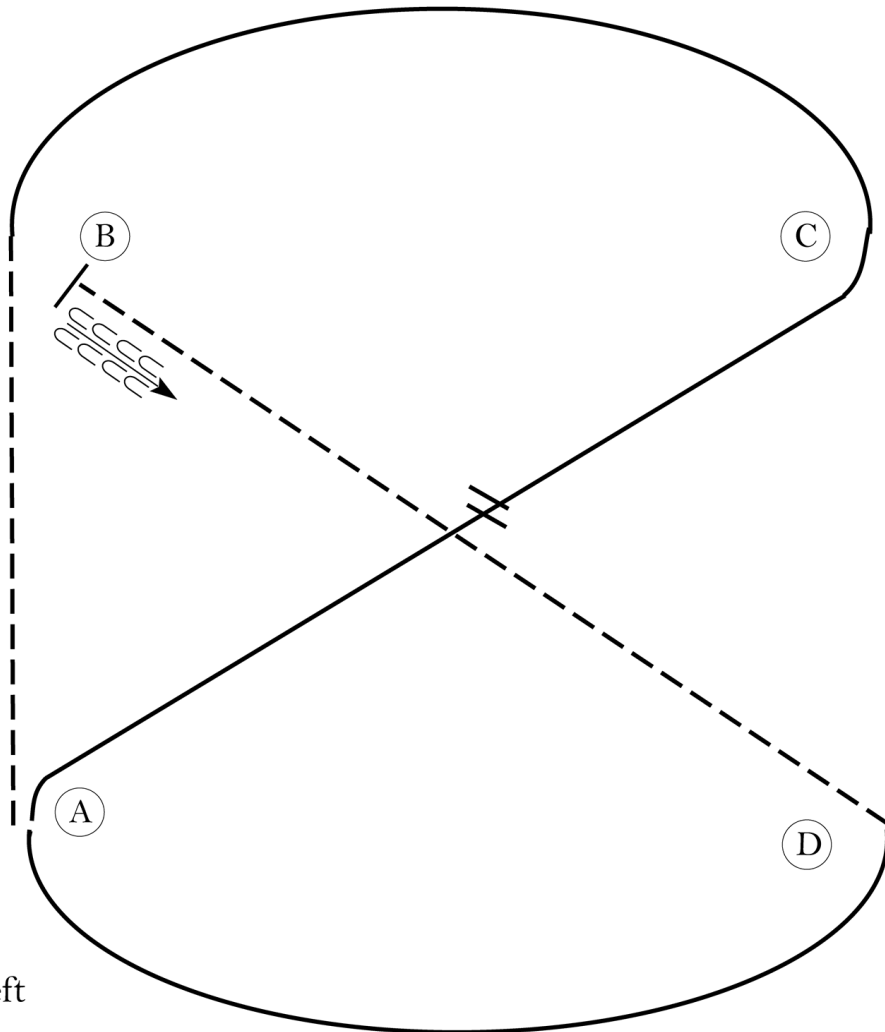
2024 Amateur Show, Lincoln, NE

L1 Youth and Amateur EQ

Show Date: Sunday, April 7th

w w w . H o r s e S h o w P a t t e r n s . c o m

w w w . H o r s e S h o w P a t t e r n s . c o m



Be ready at A.

1. Trot on the left diagonal to B.
2. Canter on the right lead to and around C and half way to A.
3. Perform a simple lead change between C and A.
4. Canter around A and to D.
5. Trot on the right diagonal from D to B.
6. Stop at B and back approximately one horse length.

Walk off and follow the directions of your ring steward.

Walk	-----
Trot	- - - - -
Extended Trot	— — — —
Canter	—————
Lead Change	↗ ↘
Back	← ← ← ← ←
Marker	⊙ B
Hand Gallop	—————

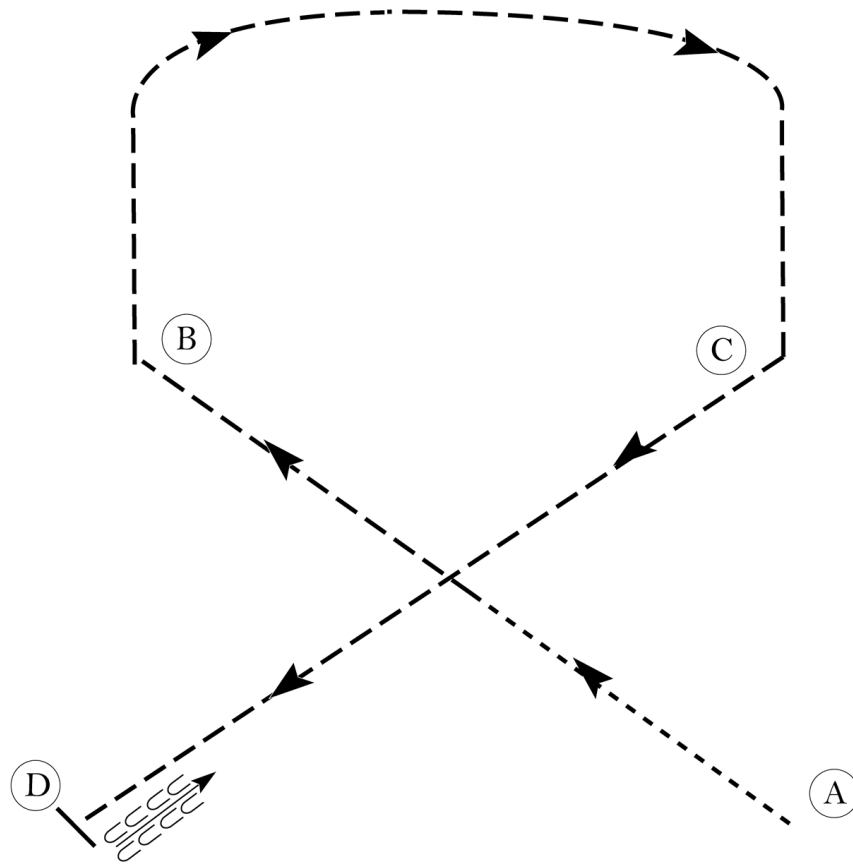
[HSE/1-52]

Pattern Provided by:
Judges

2024 Amateur Show, Lincoln, NE

Small Fry Eq

Show Date: Sunday, April 7th



Be ready at A.

1. Walk 1/2 way to B.
2. Posting trot on the left diagonal to B.
3. Sitting trot to C.
4. Posting trot on the right diagonal 1/2 way to D.
5. Sitting trot to D.
6. Halt at D and back approximately one horse length.

Exit at a sitting trot.

Walk	-----
Trot	- - - - -
Extended Trot	—————
Canter	—————
Leg Yield	
Lead Change	—/—
Back	←←←←←
Marker	(B)
Sidepass	←←←←←
Hand Gallop	—————

[HSE/WT-23]

Pattern Provided by:

Judges

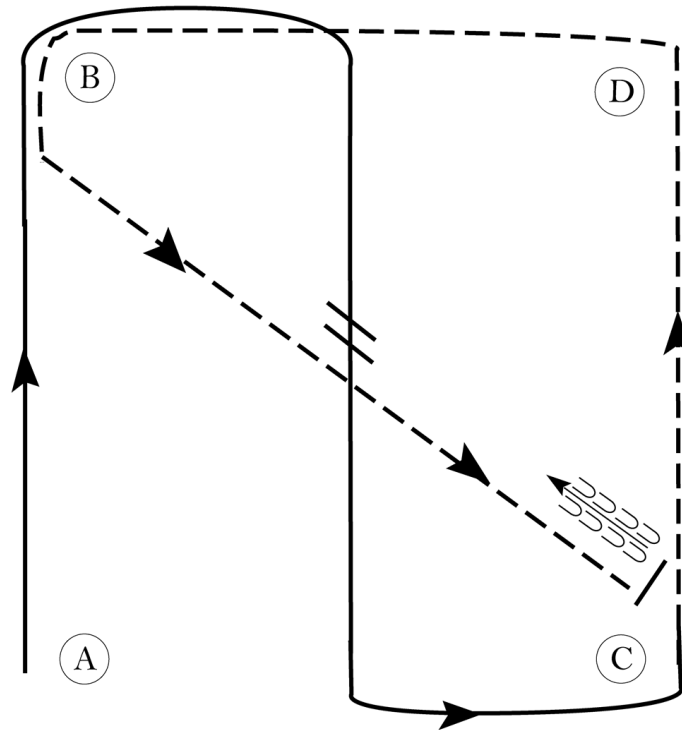
w w w . H o r s e S h o w P a t t e r n s . c o m

w w w . H o r s e S h o w P a t t e r n s . c o m

2024 Amateur Show, Lincoln, NE

Select, Amateur, Youth Eq

Show Date: Sunday, April 7th



Be ready at A.

1. Canter on the right lead to and around B.
2. Halfway between B and C, change leads.
3. Canter on left lead to and around C.
4. Posting trot on the left diagonal from C to D.
5. At D, change diagonals and continue to trot to B.
6. At B, sitting trot to C.
7. Stop and back one horse length at C.

Walk	-----
Trot	- - - - -
Extended Trot	— — — —
Canter	—————
Leg Yield	
Lead Change	— / —
Back	←←←←←
Marker	Ⓚ
Sidepass	← - - - - →
Hand Gallop	— — — —

[HSE/2-25]

Pattern Provided by:

Judges

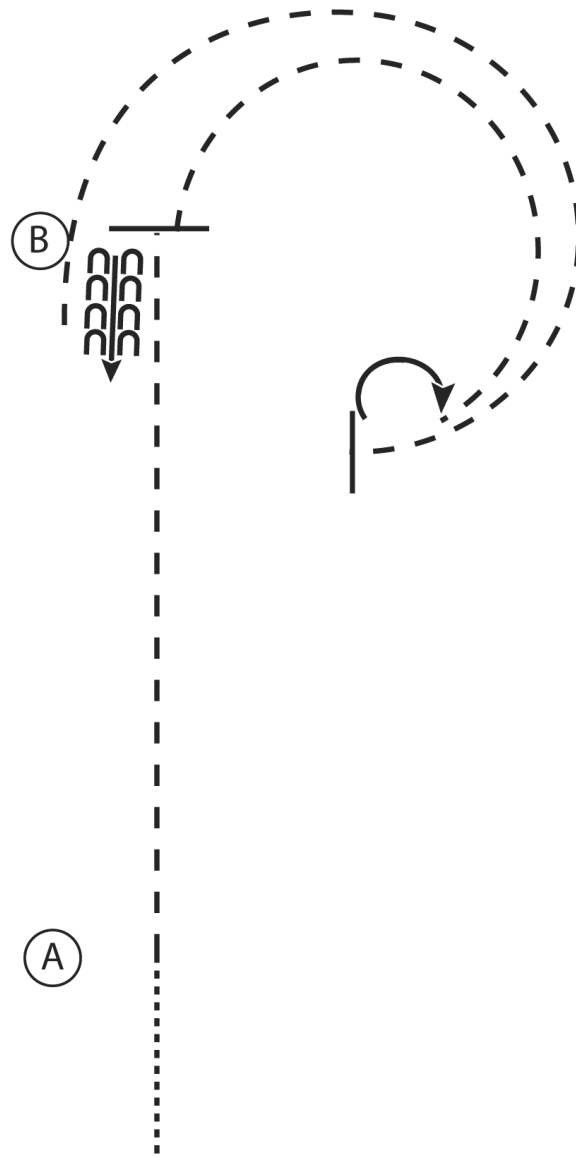
2024 Amateur Show, Lincoln, NE

W/T Youth and Amateur Small Fry Horsemanship

Show Date: Sunday, April 7th

W W W . H O R S E S H O W P A T T E R N S . C O M

W W W . H O R S E S H O W P A T T E R N S . C O M



1. Walk to A
2. Jog A to B
3. At B stop and back
4. Jog 3/4 circle to the right
5. Stop and perform a 180 degree turn to the right on the hindquarter
6. Jog a circle back to B
7. Stop at B

Walk
Jog	- - - - -
Extended Jog	— — — — —
Lope	—————
Leg Yield	
Lead Change	↙ ↘
Back	←←←←← →→→→→
Marker	(B)
Sidepass	← - - - - →

[WH/WT-12]

Pattern Provided by:
Judges

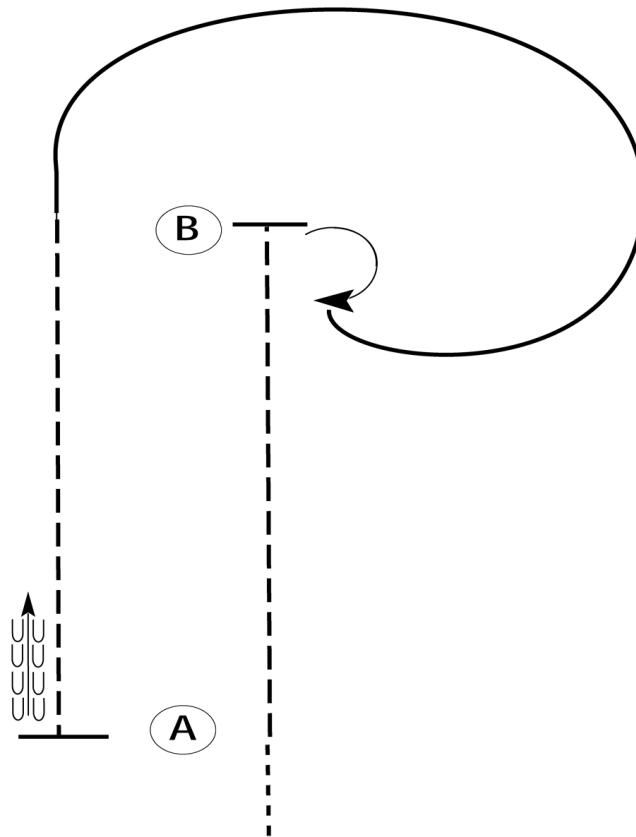
2024 Amateur Show, Lincoln, NE

L1 Youth and Amateur Horsemanship

Show Date: Sunday, April 7th

w w w . H o r s e S h o w P a t t e r n s . c o m

w w w . H o r s e S h o w P a t t e r n s . c o m



Be ready before A.

1. Walk to A.
2. Jog to B.
3. Turn 180 degrees to the right.
4. Lope on the left lead back around to B.
5. Jog from B to A.
6. Stop at A and back approximately one horse length.

Follow the instructions of your ring steward.

Walk	-----
Jog	- - - - -
Extended Jog	— — — —
Lope	—————
Leg Yield	
Lead Change	— / —
Back	← u u u u
Marker	⊙ B
Sidepass	← - - - - →

[WH/1-44]

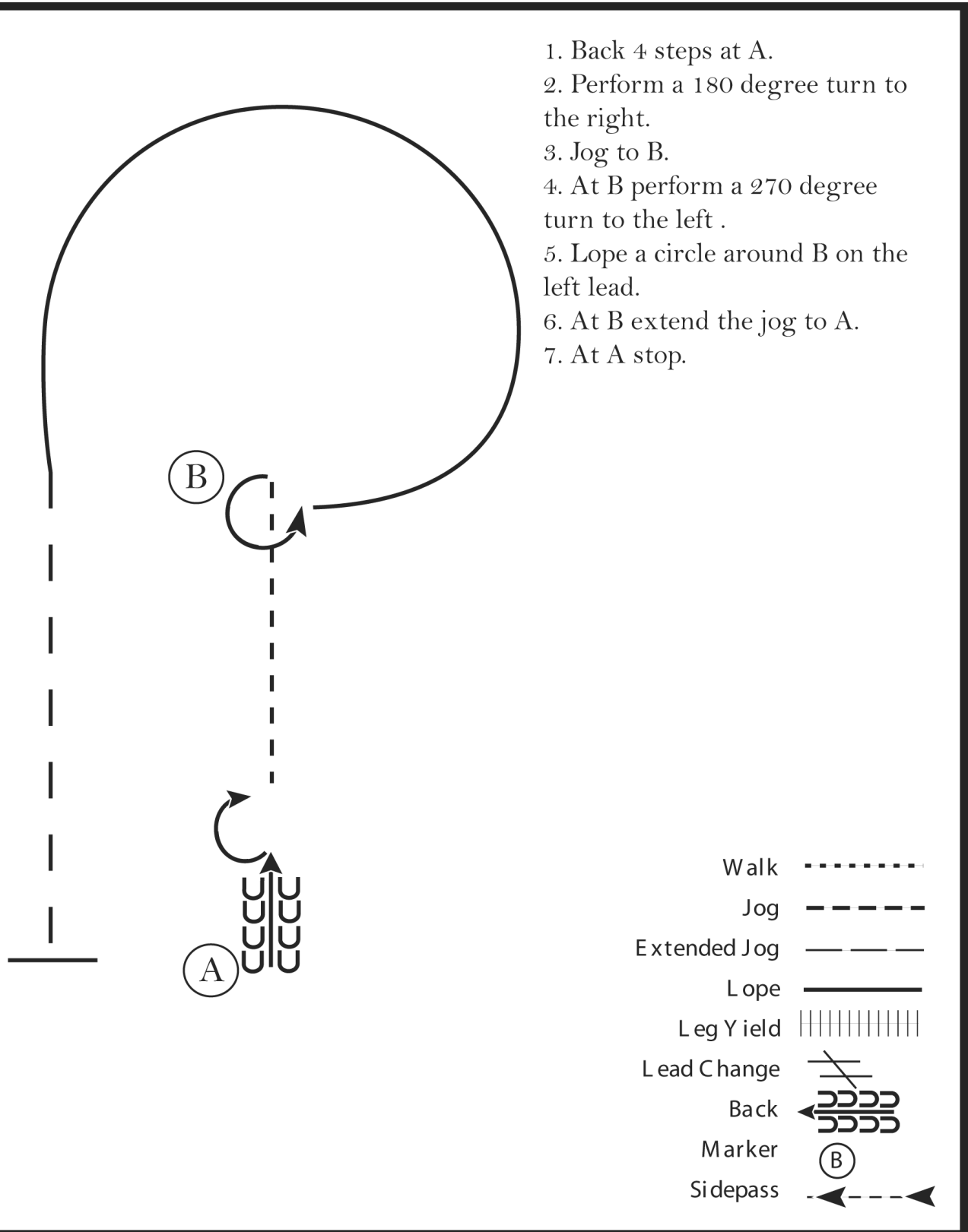
Pattern Provided by:

Judges

2024 Amateur Show, Lincoln, NE

Am, Select, Youth Horsemanship

Show Date: Sunday, April 7th



www.HorseShowPatterns.com

www.HorseShowPatterns.com

[WH/2-8]

Pattern Provided by:

Judges